

The background is a vibrant, abstract composition of various geometric and organic shapes. It features a mix of colors including deep purple, magenta, red, and white. The shapes are layered, creating a sense of depth and texture. Some elements resemble concentric circles, others are like stylized flowers or leaves, and some are more complex, multi-layered forms. The overall effect is a rich, textured collage.

Copilot Studio – Tips och Tricks



Marica Lagerheim



Solution Engineer



Microsoft



marica.lagerheim@gmail.com



[Marica Lagerheim](#)



N/A




Key Considerations



When designing Studio Agents

- Don't try to over engineer your solutions – It's not RPA!
- Allow the agent to use its intelligence
- Think **isolated repeatable components** when designing
- Work with **statuses** in **Dataverse** to communicate which step you are in the process and **instruct the agent on what to do depending on statuses**
- Recommend to create **one App and Agent together** for monitoring

Always work with Conversation.ID

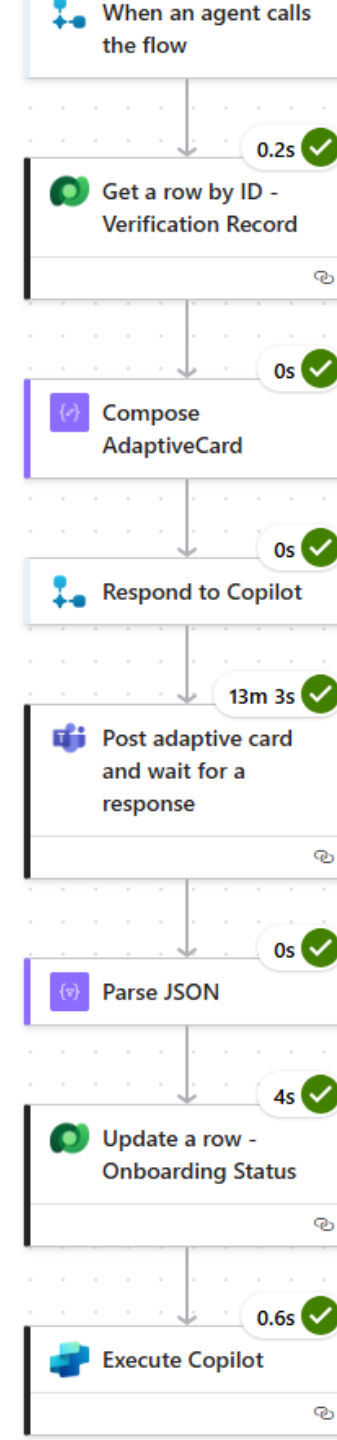
 **Inputs** + Add input

What the tool accepts in order to run. Inputs will be filled in the order shown.

Input name	Fill using ⓘ	Value
VendorName * text	<div>Dynamically fill with AI</div>	<div> Customize</div>
VendorID text_1	<div>Dynamically fill with AI</div>	<div> Customize</div>
ConversationID * text_2	<div>Custom value</div>	<div><div><div>{X}</div><div>Conversation.Id</div><div>string</div></div><div>...</div></div>



Resolving agent timeouts



Agent feed!

☰

Agent feed


OnboardingVerifica...

OnboardingDocume...

Agent feed

Agents: All ▾ | Status: All ▾

▽ To do



You're all caught up!

Take a moment to relax or dive into something new.

> Other

← V-01006 - Saved

OnboardingVerification

Main Related ▾

Status

Onboarding Status	Incomplete
Name Reg Status	Verified
Address Status	Not Verified
Certificate Status	Verified
VAT Status	Not Verified





TACK!