





Low Code  Pro Code








David Schützer

 Application Consultant that does not like borders

 Fellowmind Gothenburg

 david.schutzer@fellowmind.se / schutzer.david@gmail.com

 <https://www.linkedin.com/in/me/>

 I don't have a blog ☹️

Background

- Working with CRM since 2020
 - Lime 2020 – 2023 (Dev)
 - Dynamics CRM 2023 – Now (Functional Consultant)
- Likes to build the impossible.
- Obsessed with coffee, food and cooking in general.
- Involved in PPCSwest?



Scope for this session

- Focus on model driven apps
- Custom pages Good to know
- FormScripts + JavaScript
- Pcf Basics on what they are and can do



What's the point of our job really from a technical perspective?

(This is how I see it)

- Challenge & Push boundaries,
- Shovel around data into the correct place.
- Figure out ways of interacting and making it useful.



Our Toolkit

No Code

Low Code

Pro Code



Problem?

I want to see a thing

No Code

Low Code

Pro Code

- No Code (Power Platform UI-based)
Create a table in Dataverse through Power Apps Studio without any coding.
- ... using Power Apps
... with drag-and-drop
... er.
- Configure business rules to implement logic such as field visibility and validation without coding.
- Manage access and permissions by assigning security roles.

Develop a Power Automate flow to send an email when a new record is created.

Isn't flows also low code?



Problem?

An action needs to happen

No Code

Low Code

Pro Code

- Apply Power Fx formulas within canvas apps to perform calculations or filter datasets.
- Enhance forms by adding conditional logic through Power Apps expressions.
- Generate calculated or rollup columns in Dataverse tables. (I don't like these)
- Develop approval workflows in Power Automate utilizing dynamic content and conditional rules.
- Utilize Dataverse connectors in Power Apps or Power Automate to manage data interactions

More power automate

Problem?

A lot of things needs to happen, and I want performance

No Code

Low Code

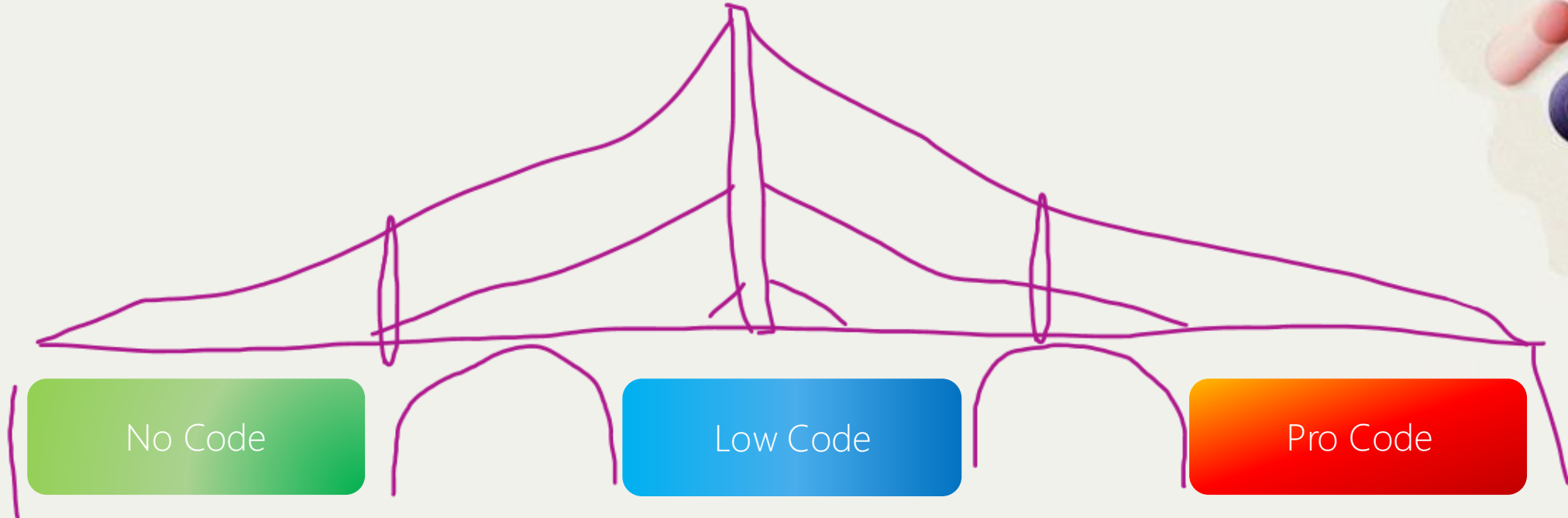
Pro Code

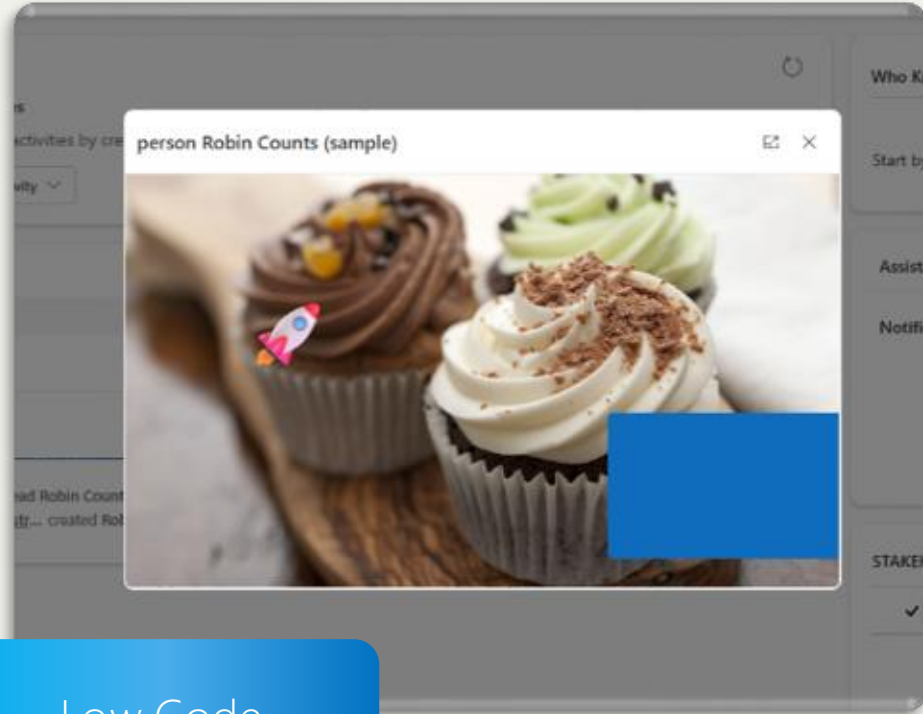
- Write JavaScript for form events (e.g., onLoad, onSave, field change).
- Develop custom plugins using C# to run server-side logic on create/update/delete.
- Use Web API or SDK to integrate external systems with Dataverse.
- Custom API Create your own actions and functionality.
- Create PCF (PowerApps Component Framework) controls for advanced UI customization.
- Deploy Azure Functions triggered by Dataverse events via webhooks.



Complex Problem

I want this , that and rockets! Oh, and sales promised us this.

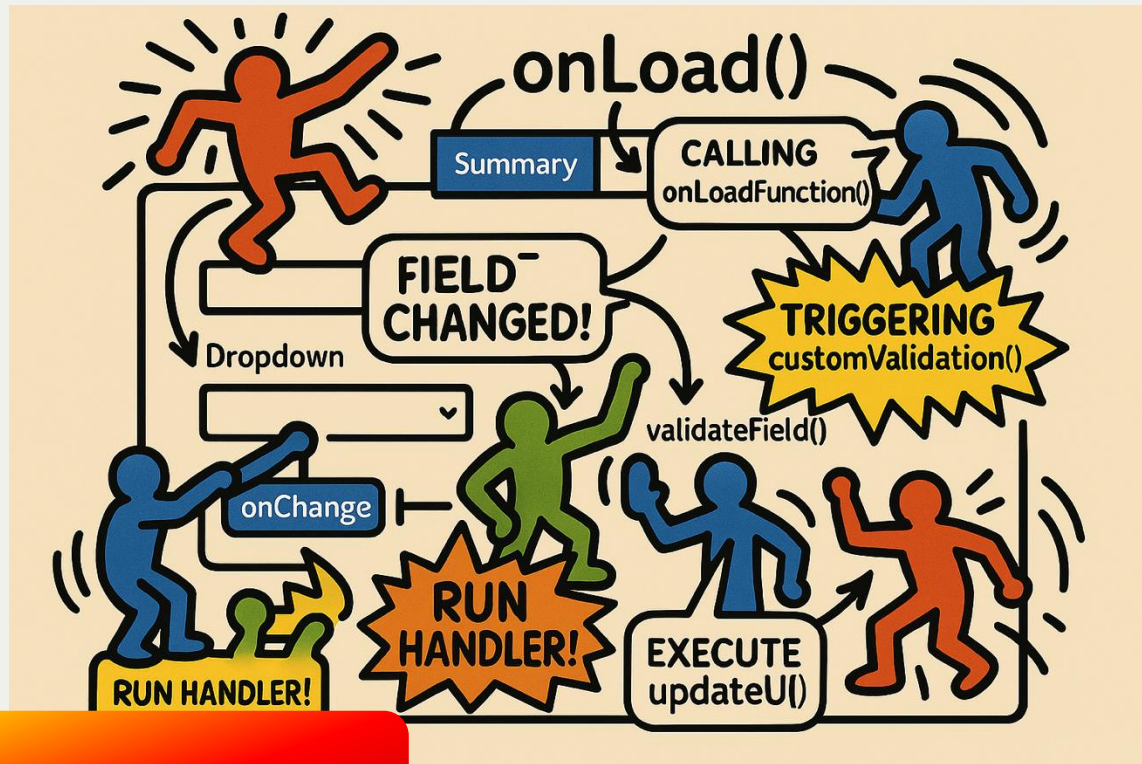




Low Code

- Does what canvas does, but easier to use with model driven apps. (and cooler)
- If opened in mobile the controls suck.
- Low Code
 - But if you got web experience there is a lot of possibilities
- Use App Start to fetch parameters
- Can open in multiple ways
- Trigger things
 - Patch/Remove records
 - Named functions (or whatever they are called this week)
 - Virtual entity actions
 - Actions/Custom API

Lets start with JavaScript



Pro Code

- OnLoad – Event handler
 - Used to set up functionality on the form.
- OnChange – Event handler
 - Triggers things in the eventhandler, if you build smart.....
- formContext & XRM = Unlimited power
 - NavigateTo -> Open things
 - WebApi access -> fetch things



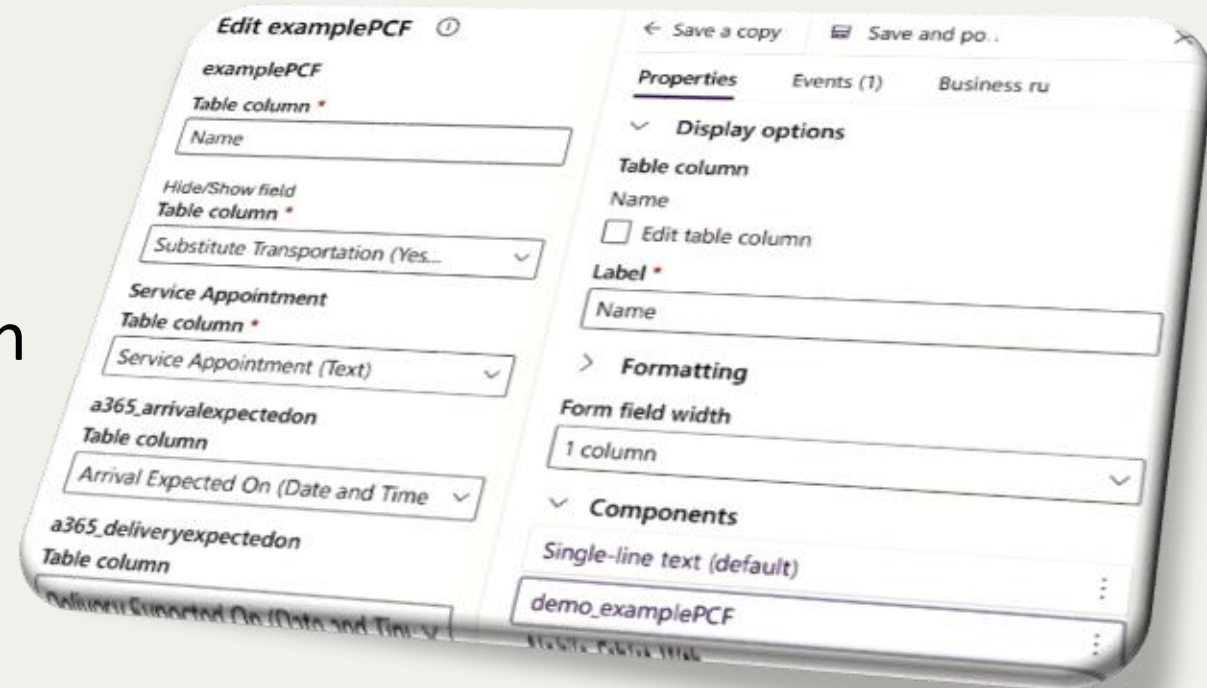
PCF

Pro Code

- Visual Component
- Originally meant to make slightly more advanced input.
- Probably the most hacked thing in model driven apps.
- Can trigger the On Change event if you pressure your developer enough. `notifyOutputChanged()`
- Reacts to bound properties
 - Fields that change etc – use to refresh.
 - You can have a lot of properties.

PCF Properties

- Choose fields or plain text
- Enables flexibility in design
- You can add a lot of them



Pro Code



AutoSplitText Control

A control with two text areas for splitting text to handle the overflow limit.

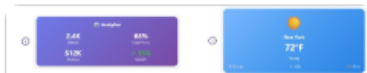


TEXT SPLIT



Bubble Chart

A control to display your collections as a bubble chart in your canvas app.



Customisable HTML Tooltip

A control control

Star Rating ★★★★★

Star Rating

A control for modern, intuitive star-based rating selection.

STAR RATING



Voice To Text

A control to allow users to capture voice input and convert it into

My Accounts (TabGrid-Category)

Account Name	Sub-Name	Address 1 City	Home Contact
Adventure Works (sample)			
Ella Wonder Airlines (sample)	555-3154	Los Angeles	555-1111 (sample)
Colo Winery (sample)	555-3154	Phoenix	555-1111 (sample)
1st account_1	555-3154_1	Redmond	

Grid Filtered Tab

A control featuring tabs similar to the out-of-the-box tabs to filter by option sets.

SUBGRID OPTIONSET FILTER

Time Clock

Analog Watch Control

A control designed to provide a functional and visually appealing analog watch interface.

ANALOG WATCH TIME

Advanced Dropdown Component

- Default icon - no color
- Fluent UI icon - no color (bold)
- Fluent UI icon - icon color
- Fluent UI icon - border color
- Fluent UI icon - light background (bold)
- Fluent UI icon - full background

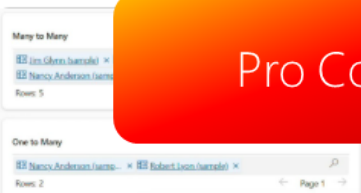
- Full MDL2 icon support
- Choice icon, border & background colors
- Font weight
- Color override option
- Hide hidden choice options

Advanced Dropdown for Choice

A control that transforms standard Power Apps choice fields into visually rich dropdowns.

CHOICE DROPDOWN OPTIONSET

Pro Code



Multi Select Lookup For



Demo time

EPPC 2024

- I was new to power platform
- I felt lost and confused since there was a lot I did not understand.
- Two sessions changed my perception.


Lord of the custom pages With Sara Laquerquist & Mats Necker


(I forgot to take photos of the actual session...)






The script is great, but you can always make it cooler :D

- Title was too static...
 - Sometimes it's nice to save before opening the page
 - If you create things that are related to the trigger form, its just nice to not have to refresh.
- 



THE SINGULARITY



The Singularity Github



Saras blogpost of the orginial script





Tack!
